




2009  
MILWAUKEE County  
HIGHWAY SYSTEM

9999# = 2008  
9999\* = 2007  
9999@ = 2006

9999^ = 2005  
9999~ = 2004  
9999x = 2003 or older

- Character following count value designates the year the count was taken
- Ramp counts lie parallel to road
- AADT for Roads lie perpendicular to road

### Legend

-  IH  
 USH  
 STH  
 CTH  
 Local Roads  
 Railroads